



Department of Science and Technology  
PHILIPPINE SCIENCE HIGH SCHOOL SYSTEM  
**Financial Performance Report**  
As of December 31, 2017


I. EXPENDITURES											
FUND SOURCE	FY 2017 APPROPRIATIONS	ALLOTMENT RECEIVED				OBLIGATIONS INCURRED				UTILIZATION RATE	REMARKS
		PS	MOOE	CO	TOTAL	PS	MOOE	CO	TOTAL		
Current Year Budget											
Agency Specific Budget	205,181,000.00	33,498,292.00	35,978,000.00	141,244,000.00	210,720,292.00	33,498,292.00	29,245,381.11	131,022,827.66	193,766,500.77	92%	
Automatic Appropriation	2,276,000.00	3,100,863.00			3,100,863.00	3,100,863.00			3,100,863.00	100%	
MPBF		8,696,219.00			8,696,219.00	7,931,938.78			7,931,938.78	91%	
Continuing Appropriation											
Unobligated Allotment as of 12/31/16			7,828,302.60	3,311,532.58	11,139,835.18		4,640,514.01	1,477,852.52	6,118,366.53	55%	
Allotment Received in 2016											
<b>TOTAL</b>	<b>207,457,000.00</b>	<b>45,295,374.00</b>	<b>43,806,302.60</b>	<b>144,555,532.58</b>	<b>233,657,209.18</b>	<b>44,531,093.78</b>	<b>33,885,895.12</b>	<b>132,500,680.18</b>	<b>210,917,669.08</b>	<b>90%</b>	
OF WHICH:											
Key Program/Projects:											
1 Anti-corruption/Transparent, Accountable and Participatory Governance											
MPP 1: GASS											
2. Support to Operations											
2 Poverty Reduction and Empowerment of the Poor and Vulnerable											
MPP1 : Administration of Scholarships for Secondary Science and Technology Education											
- Operation of Secondary Science Education on Scholarship Basis											
3 Rapid, Inclusive and Sustained Economic Growth											
MPP: Locally Funded Projects for Campus Development											
II. DISBURSEMENTS											
DISBURSEMENT AUTHORITY	FY 2017 CASH PROGRAM		DISBURSEMENT AUTHORITIES RECEIVED/ ISSUED	ACTUAL DISBURSEMENTS				DISBURSEMENT RATE	REMARKS		
	Jan-Dec	Jan-Dec		PS	MOOE	CO	TOTAL				
	As of December 31, 2017										
Notice of Cash Allocation (NCA) for:	163,746,301.00	163,746,301.00									
Current Year	163,299,301.00	163,299,301.00		38,438,818.49	33,272,463.70	7,090,902.67	78,802,184.86	50%	Disbursements originally programmed for infrastructure projects were not fully spent.		
Notice of Transfer Allocation	447,000.00	447,000.00			1,851,425.81	1,553,088.50	3,404,514.31				
Notice of Transfer Allocation - GIA											
Prior Year's A/Ps											
Tax Remittance Advice	7,767,307.76	7,767,307.76		5,823,125.10	994,838.85	949,343.81	7,767,307.76				
<b>TOTAL</b>	<b>171,513,608.76</b>	<b>171,513,608.76</b>		<b>44,261,943.59</b>	<b>36,118,728.36</b>	<b>9,593,334.98</b>	<b>89,974,006.93</b>				

Prepared by:

  
**LEILA P. RIVERA**  
Admin. Officer IV

  
**LEMUEL P. BANTIC**  
Accountant II

Approved by:

  
**CONRADO C. ROTOR, JR.**  
Campus Director